

# YAKIN DOĞU ÜNİVERSİTESİ

## UZAKTAN EĞİTİM VE BİLİŞİM TEKNOLOJİLERİ MERKEZİ

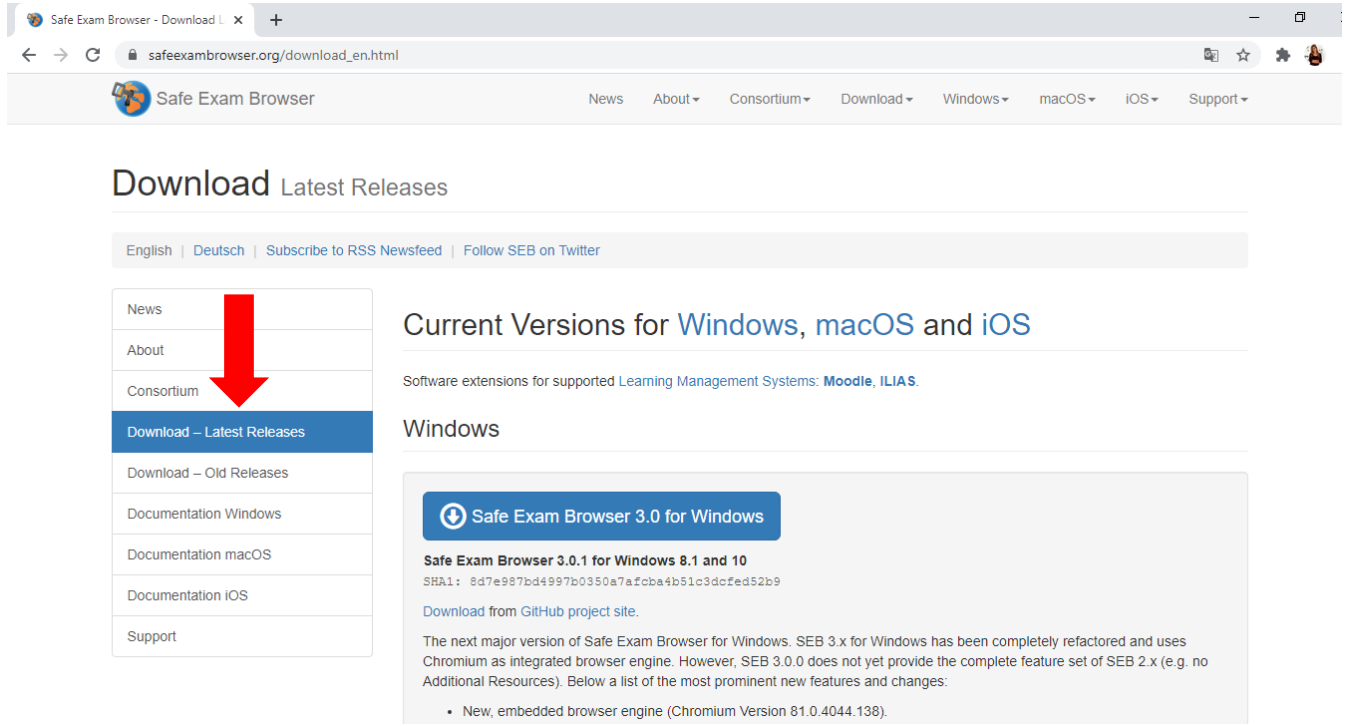
### WINDOWS İCİN SAFE EXAM BROWSER (SEB) KURULUMU

**SEB** sınav esnasında bilgisayarda sınav dışında herhangi başka bir sekme veya sayfa açılmasını engelleyen bir tarayıcıdır. Ara sınavlarınızı ve final sınavınızı alabilmek için **SEB'in** sınavda kullanacağınız bilgisayarda yüklü olması gerekmektedir. Kurulum için aşağıdaki adımları takip ediniz:

1. Arama motorunuza **Safe Exam Browser** yazınız.
2. **Safexambrowser.org** sitesine gidiniz.

The screenshot shows a search engine results page for the query "safe exam browser". The search bar at the top contains the text "safe exam browser" and has icons for search, voice search, and keyboard search. Below the search bar, there are navigation options: "Tümü", "Görseller", "Videolar", "Haberler", "Alışveriş", "Daha fazla", "Ayarlar", and "Araçlar". The search results show approximately 44,000,000 results found in 0.37 seconds. The first result is from safexambrowser.org, titled "Safe Exam Browser - News". The snippet for this result reads: "Safe Exam Browser (SEB) is being used to secure exams running in various commercial and open source e-assessment solutions and learning management ...". Below the search results, there are four links: "Download", "Overview", "Windows User Manual", and "macOS User Manual". Each link has a brief description: "Download" (Please note our new update policy: We will only support the latest ...), "Overview" (Safe Exam Browser is a web browser environment to carry ...), "Windows User Manual" (The following manual explains how to configure and use SEB ...), and "macOS User Manual" (SEB also detects attempts to switch the user and displays a ...).

### 3. Download'a tıklayınız. Tüm Windows işletim seçenekleri için 3.0 versiyonunu yükleyiniz.



Safe Exam Browser - Download L x +

safeexambrowser.org/download\_en.html

Safe Exam Browser

News About Consortium Download Windows macOS iOS Support

## Download Latest Releases

English | Deutsch | Subscribe to RSS Newsfeed | Follow SEB on Twitter

- News
- About
- Consortium
- Download - Latest Releases**
- Download - Old Releases
- Documentation Windows
- Documentation macOS
- Documentation iOS
- Support

### Current Versions for Windows, macOS and iOS

Software extensions for supported Learning Management Systems: Moodle, ILIAS

#### Windows

**Safe Exam Browser 3.0 for Windows**

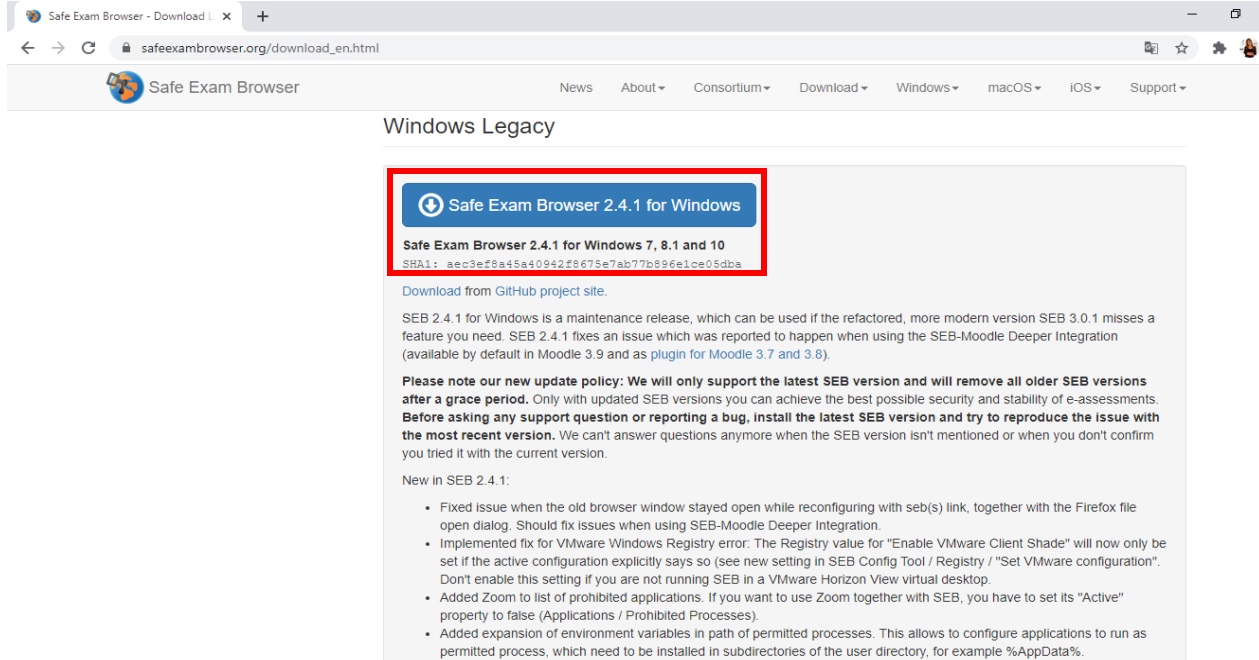
**Safe Exam Browser 3.0.1 for Windows 8.1 and 10**  
SHA1: 8d7e987bd4997b0350a7afcba4b51c3dcfed52b9

[Download from GitHub project site.](#)

The next major version of Safe Exam Browser for Windows. SEB 3.x for Windows has been completely refactored and uses Chromium as integrated browser engine. However, SEB 3.0.0 does not yet provide the complete feature set of SEB 2.x (e.g. no Additional Resources). Below a list of the most prominent new features and changes:

- New, embedded browser engine (Chromium Version 81.0.4044.138).

**\*\*\*\*3.0 versiyonu bilgisayarınızda çalışmazsa, onu bilgisayarınızdan kaldırıp aynı sayfada bulunan 2.4.1 versiyonunu indirip deneyiniz. \*\*\*\***



Safe Exam Browser - Download L x +

safeexambrowser.org/download\_en.html

Safe Exam Browser

News About Consortium Download Windows macOS iOS Support

#### Windows Legacy

**Safe Exam Browser 2.4.1 for Windows**

**Safe Exam Browser 2.4.1 for Windows 7, 8.1 and 10**  
SHA1: aec3ef8a45a40942f8675e7ab77b896e1ce05dba

[Download from GitHub project site.](#)

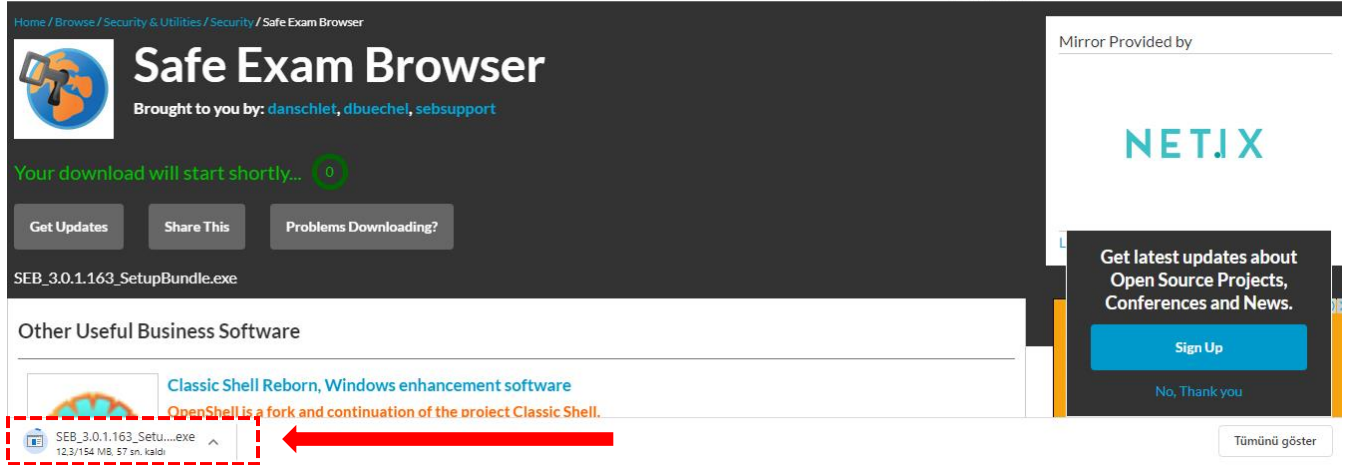
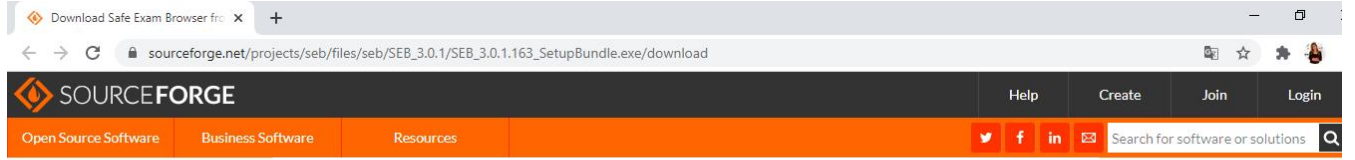
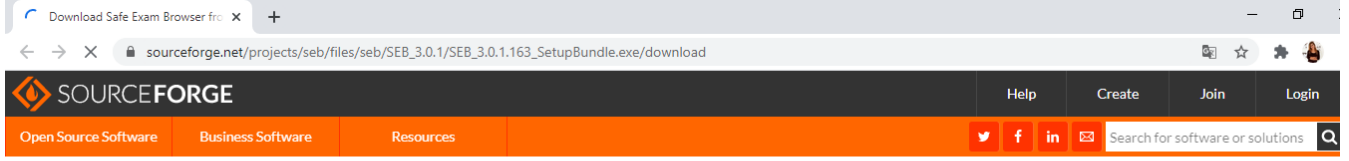
SEB 2.4.1 for Windows is a maintenance release, which can be used if the refactored, more modern version SEB 3.0.1 misses a feature you need. SEB 2.4.1 fixes an issue which was reported to happen when using the SEB-Moodle Deeper Integration (available by default in Moodle 3.9 and as plugin for Moodle 3.7 and 3.8).

**Please note our new update policy: We will only support the latest SEB version and will remove all older SEB versions after a grace period.** Only with updated SEB versions you can achieve the best possible security and stability of e-assessments. **Before asking any support question or reporting a bug, install the latest SEB version and try to reproduce the issue with the most recent version.** We can't answer questions anymore when the SEB version isn't mentioned or when you don't confirm you tried it with the current version.

New in SEB 2.4.1:

- Fixed issue when the old browser window stayed open while reconfiguring with seb(s) link, together with the Firefox file open dialog. Should fix issues when using SEB-Moodle Deeper Integration.
- Implemented fix for VMware Windows Registry error: The Registry value for "Enable VMware Client Shade" will now only be set if the active configuration explicitly says so (see new setting in SEB Config Tool / Registry / "Set VMware configuration". Don't enable this setting if you are not running SEB in a VMware Horizon View virtual desktop.
- Added Zoom to list of prohibited applications. If you want to use Zoom together with SEB, you have to set its "Active" property to false (Applications / Prohibited Processes).
- Added expansion of environment variables in path of permitted processes. This allows to configure applications to run as permitted process, which need to be installed in subdirectories of the user directory, for example %AppData%.

4. Karşınıza aşağıdaki gibi bir ekran çıkacaktır. İndirmeyi başlatmak için **Kaydet** butonuna basınız.



Safe Exam Browser download | S | x +

sourceforge.net/projects/seb/

SOURCEFORGE

Open Source Software Business Software Resources

Help Create Join Login

Search for software or solutions

Home / Browse / Security & Utilities / Security / Safe Exam Browser

# Safe Exam Browser

Brought to you by: [danschlet](#), [dbuechel](#), [sebsupport](#)

★★★★★ 8 Reviews Downloads: 139,881 This Week Last Update: 2020-09-03

Download Get Updates Share This

Windows | Mac

Summary Files Reviews Support Wiki Mailing Lists Tickets News Discussion Git SVN

Safe Exam Browser is a webbrowser-environment to carry out online-exams safely. The software changes any computer into a secure environment to any utilities and prevents students from using unauthorised resources.

SEB\_3.0.1.163\_Setu...exe

Tümünü göster

5. İndirme işlemi tamamlanana kadar lütfen bekleyiniz. İndirme bitince bilgisayarın en alt sol köşesindeki **exe** dosyasına çift tıklayınız. Karşınıza gelen ekranda:

Safe Exam Browser Installation

## Safe Exam Browser

Version 3.0.1.163

This setup bundle will install Safe Exam Browser version 3.0.1.163 and all required components on your computer.

Please read the following license agreement carefully:

### Safe Exam Browser for Windows

Copyright © 2010-2020 ETH Zürich, Educational Development and Technology (LET).

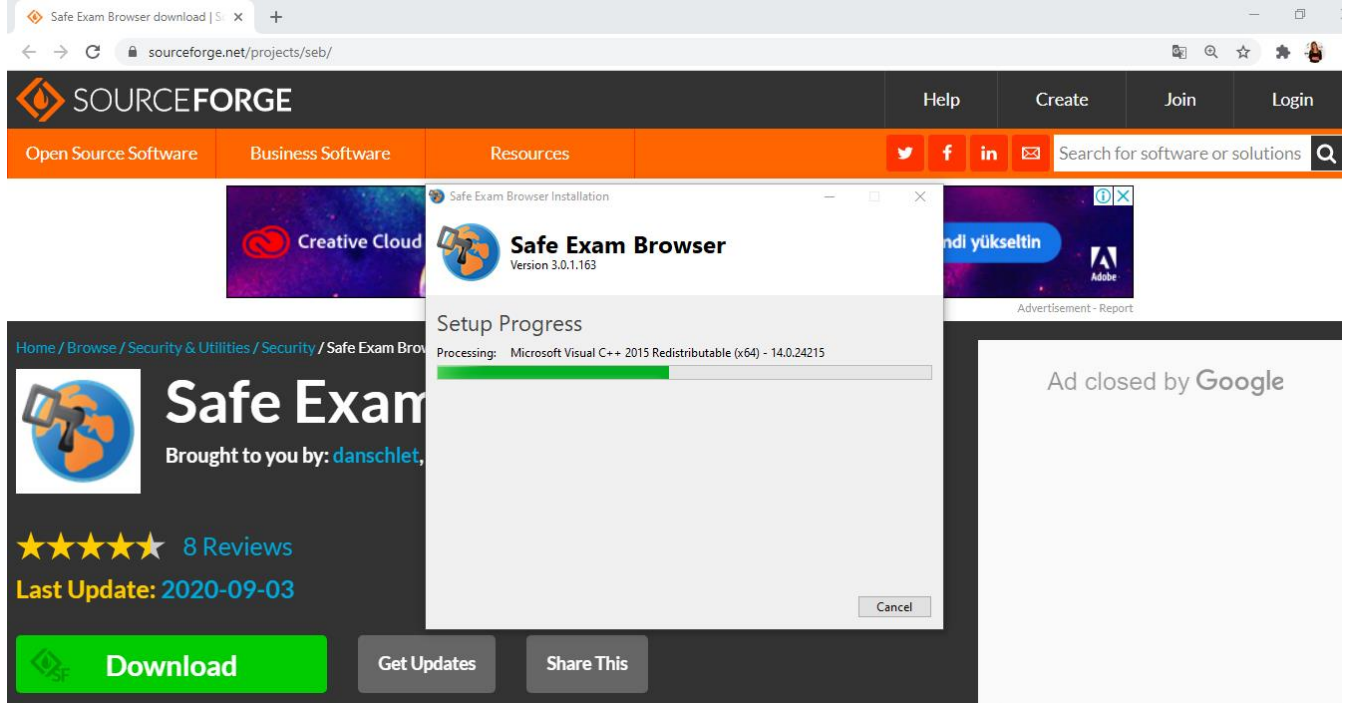
This application is subject to the terms of the Mozilla Public License, version 2.0. If a copy of the MPL was not distributed with this application, you can obtain one at <http://mozilla.org/MPL/2.0/>.

See <https://github.com/SafeExamBrowser> for more information about Safe Exam Browser.

I agree to the license terms and conditions

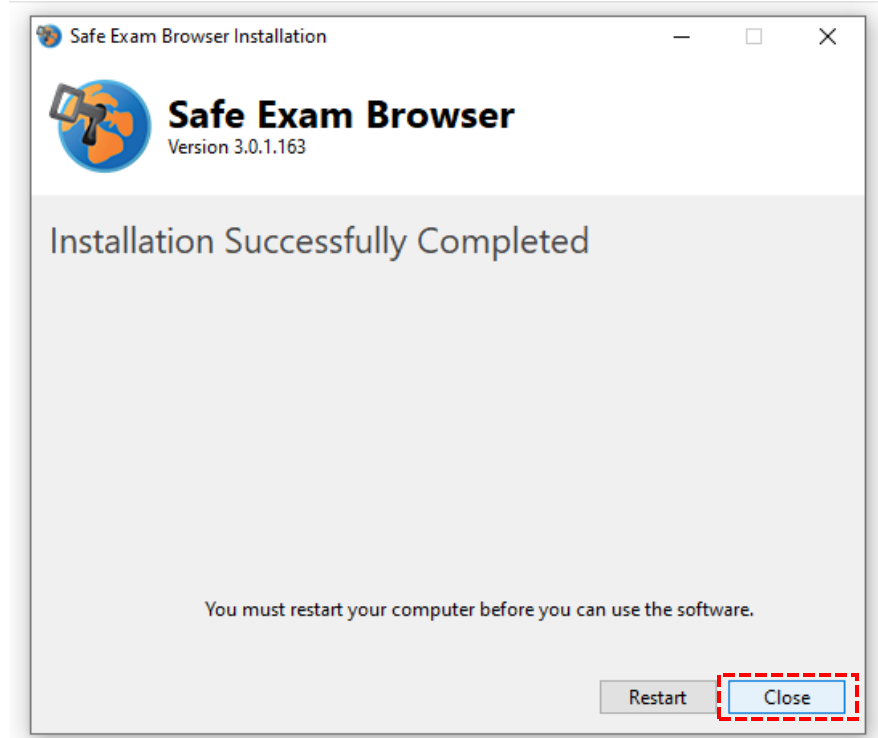
Install Close

6. **I agree to the licence terms and conditions** seçeneğinin bulunduğu kutucuğu tikleyiniz ve **Install** butonuna basınız.

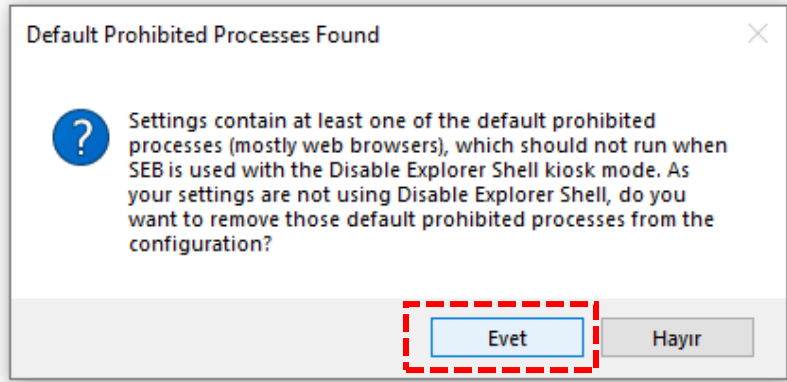
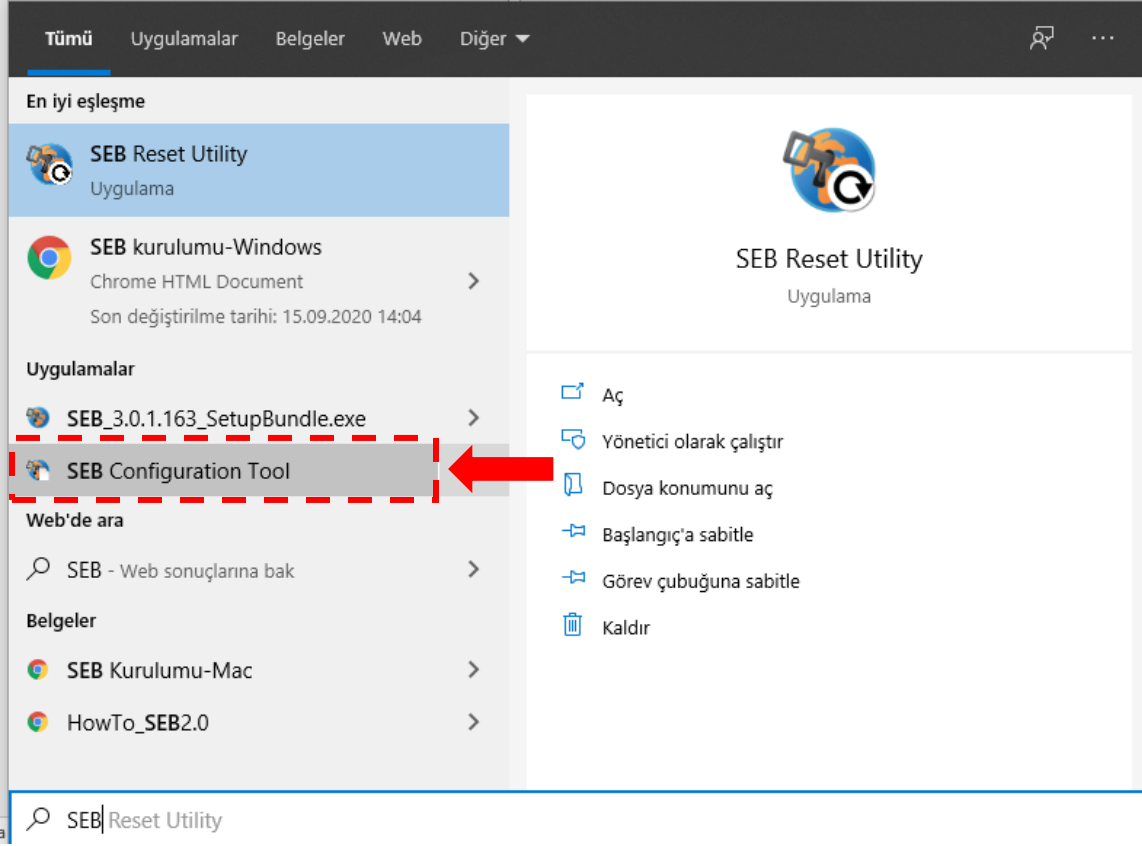


7. Karşınıza gelen ekranda **Evet** butonuna tıklayınız.

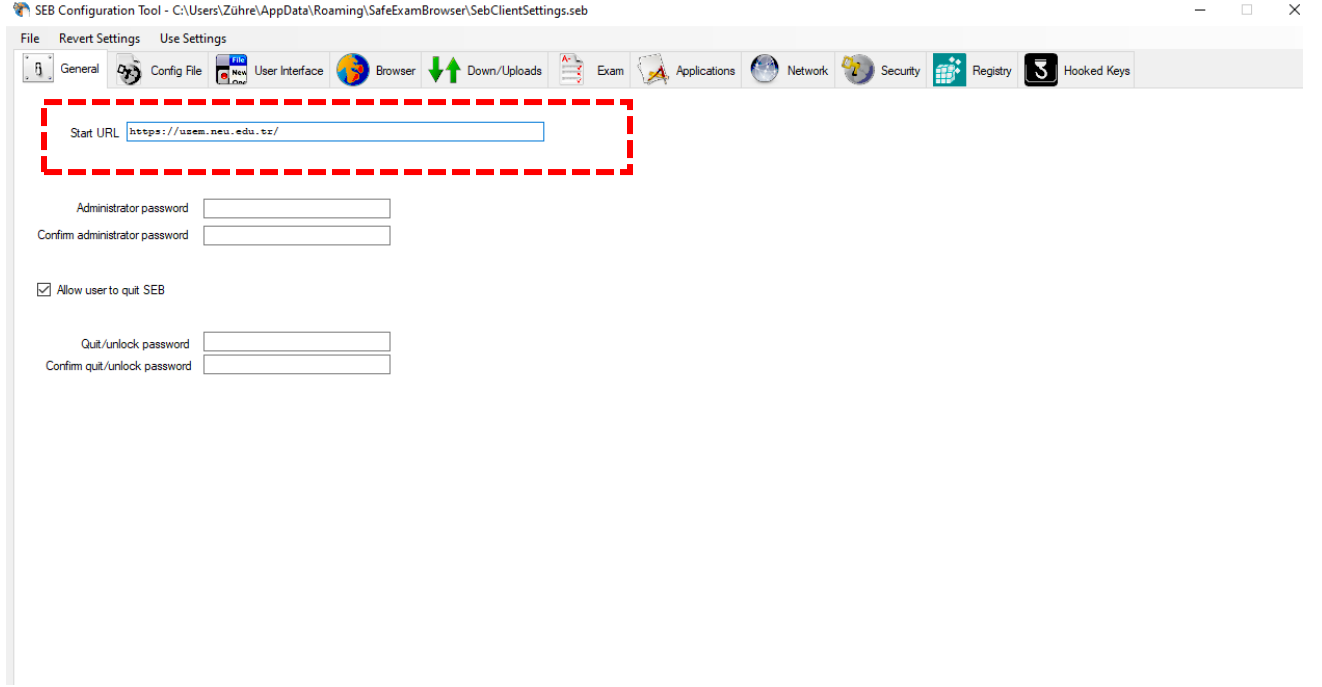
8. Yükleme bitince karşınıza çıkan ekranda Close butonuna basınız.



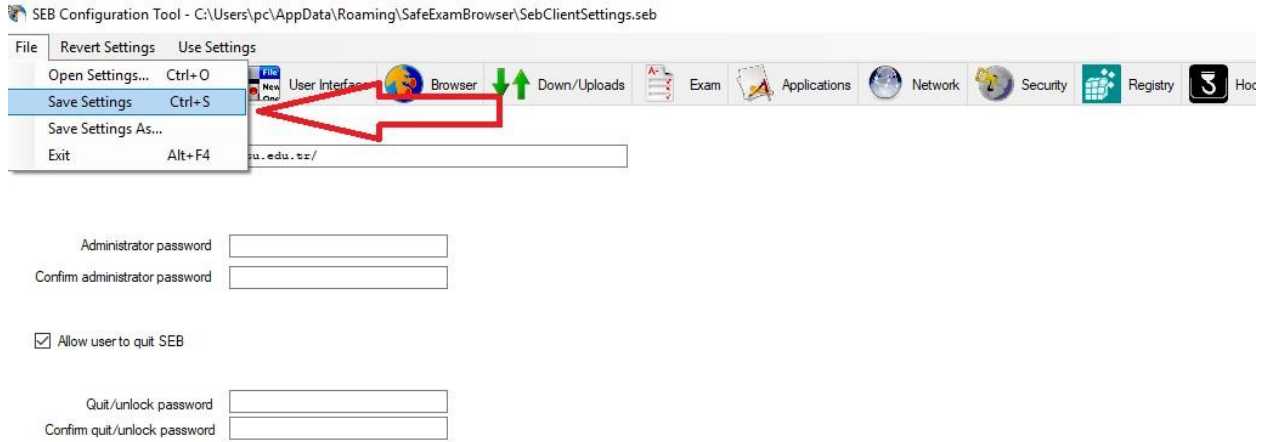
9. Yükleme işleminden sonra, bilgisayarınızın menüsüne giderek **SEB Configuration Tool'u** açınız.



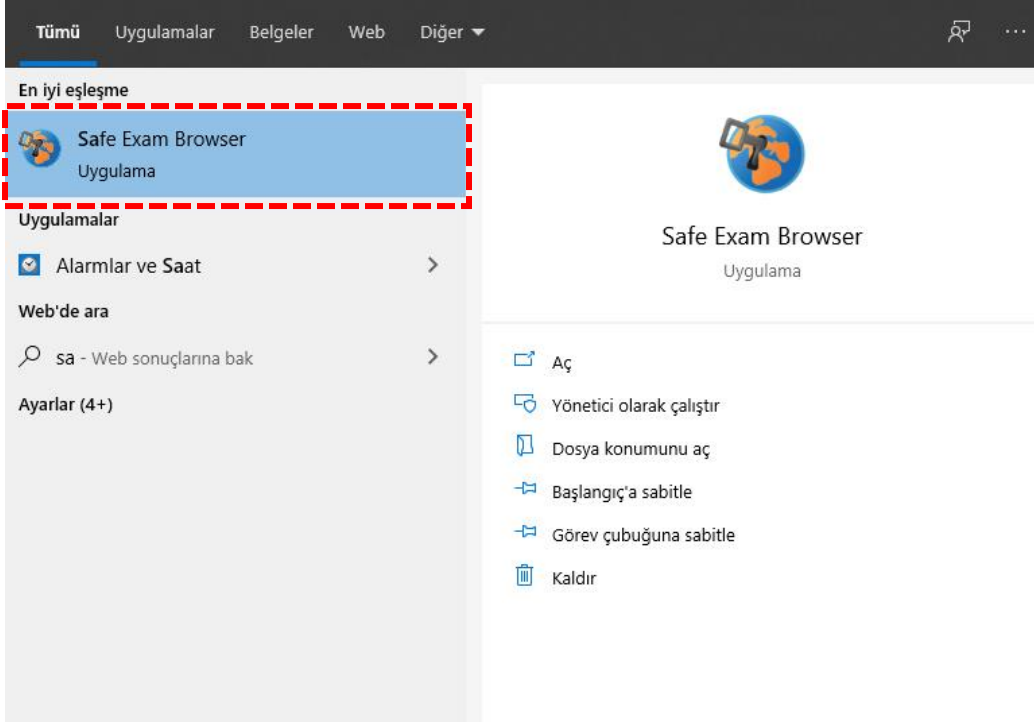
10. **Start URL** kısmındaki adresi deęiřtirmeniz gerekmektedir. Belirtilen bölüme yazmanız gereken adres: <https://uzem.neu.edu.tr/>



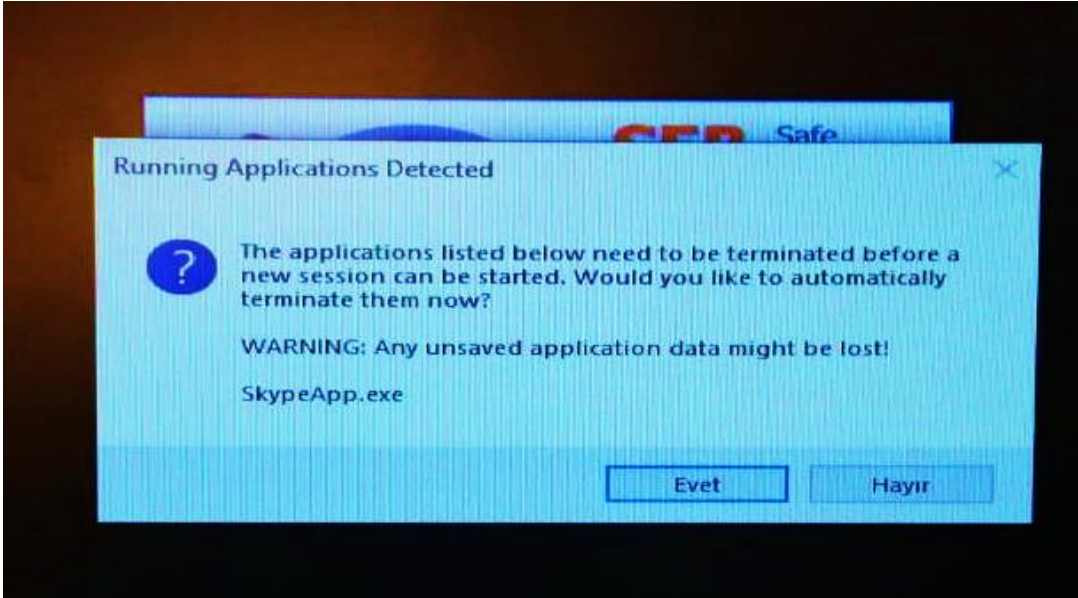
11. Bu deęiřiklięi kaydetmek için, üstteki menüde **File**'a tıklayınız ve ardından **Savesettings**'e tıklayarak yapılan deęiřiklikleri kaydediniz.



12. Bu işlemlerin sonrasında sınavınıza girmek için, masaüstünüzdeki **Safe Exam Browser**'ı bilgisayarın menüsünden açınız.

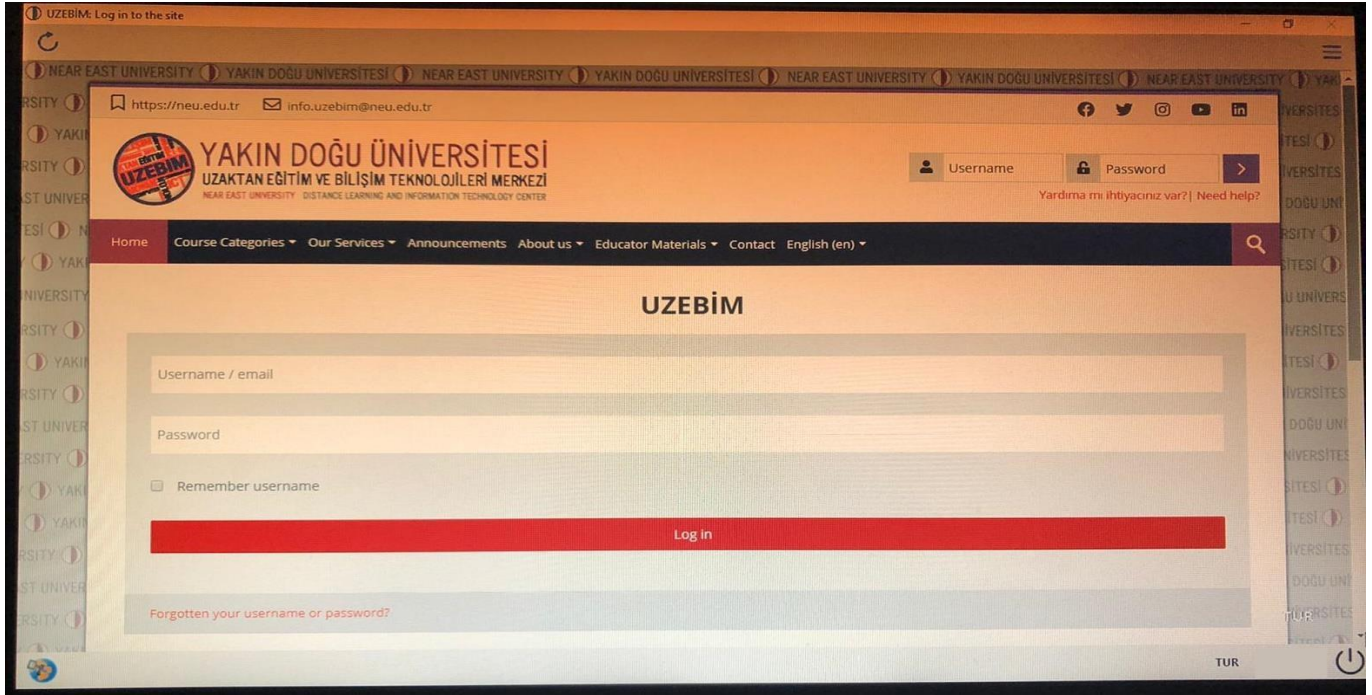


13. Karşınıza görselde belirtilen bir ekran çıkabilir (Birden fazla sekme açık olma durumunda çıkmaktadır). **Evet**'e tıklayarak ilerleyiniz.



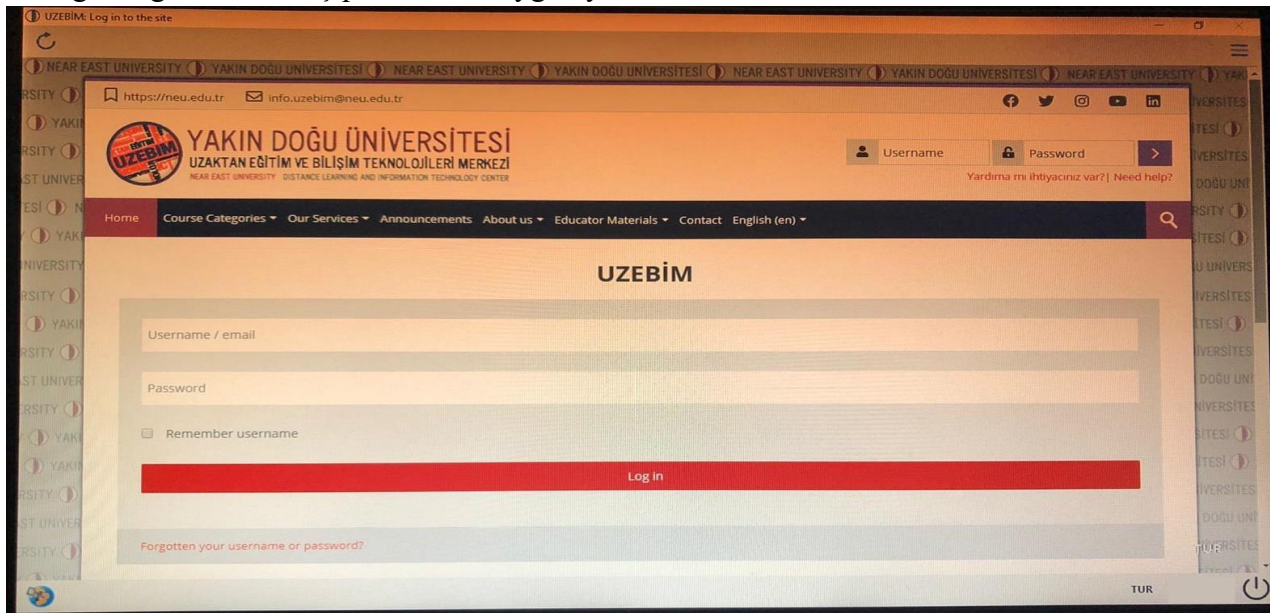


14. Görselde belirtildiği gibi **ESINAV** sistemine erişmiş olacaksınız. **Giriş Yap** kısmından, kullanıcı bilgilerinizle giriş yapabilirsiniz.



**SINAVINIZI 2 ŞEKİLDE UYGULAYABİLİRSİNİZ:**

1. Bilgisayarınızda **SEB (Safe Exam Browser)** uygulamasını başlatarak; **uzem.neu.edu.tr** adresine girerek sınavına gireceğiniz dersi seçip sınavınızı uygulayabilirsiniz.



Password

To attempt this quiz you need to know the quiz password

Quiz password

Time limit

Your attempt will have a time limit of 2 hours. When you start, the timer will begin to count down and cannot be paused. You must finish your attempt before it expires. Are you sure you wish to start now?

[START ATTEMPT](#) [CANCEL](#)

2. SEB uygulamasını açmadan önce **uzem.neu.edu.tr** adresine giriniz. Sınav uygulamasına tıkladığınızda açılan pencerede “**LAUNCH SAFE EXAM BROWSER**” veya “**DOWNLOAD CONFIGURATION**” seçeneklerine tıklayarak sınavınıza girebilirsiniz(Seçmiş olduğunuz her iki seçenek ile **SEB (Safe Exam Browser)** uygulaması otomatik olarak açılacaktır).

## DENEME

This quiz has been configured so that students may only attempt it using the Safe Exam Browser.

Notlandırma yöntemi: En yüksek not

The config key or browser exam keys could not be validated. Please ensure you are using the Safe Exam Browser with correct configuration file.

[DOWNLOAD SAFE EXAM BROWSER](#)

[LAUNCH SAFE EXAM BROWSER](#) [DOWNLOAD CONFIGURATION](#)

[KURSA DÖN](#)